

A group of seven Marines in desert camouflage uniforms and bucket hats are gathered in a sandy, arid environment. One Marine is crouching on the left, while others stand around him, some looking at papers or equipment on the ground. The scene is overlaid with a semi-transparent orange banner containing the title. The background shows a white tent structure. The right side of the image features a large, abstract orange and yellow geometric graphic.

Operations Orders

1st Battalion, 3rd Marine Regiment. TalonEx. Twentynine Palms, CA. 2018.

The background of the slide is a photograph of several soldiers in camouflage uniforms and hats in a desert setting. One soldier is crouching on the left, while others stand behind him. The scene is overlaid with a semi-transparent orange rectangle containing text. On the right side of the slide, there is a decorative graphic consisting of overlapping orange and yellow geometric shapes.

OVERVIEW

- ▶ Warning Order
- ▶ Five Paragraph Order Format
- ▶ Fragmentation Order



LEARNING OBJECTIVES

Please Read Your

Terminal Learning Objectives

And

Enabling Learning Objectives



WARNING ORDERS



WARNING ORDER

▶ Purpose

- ▶ Notice of an order or action to follow
- ▶ Allows subordinates time to prepare for the operation
- ▶ Can be written or oral

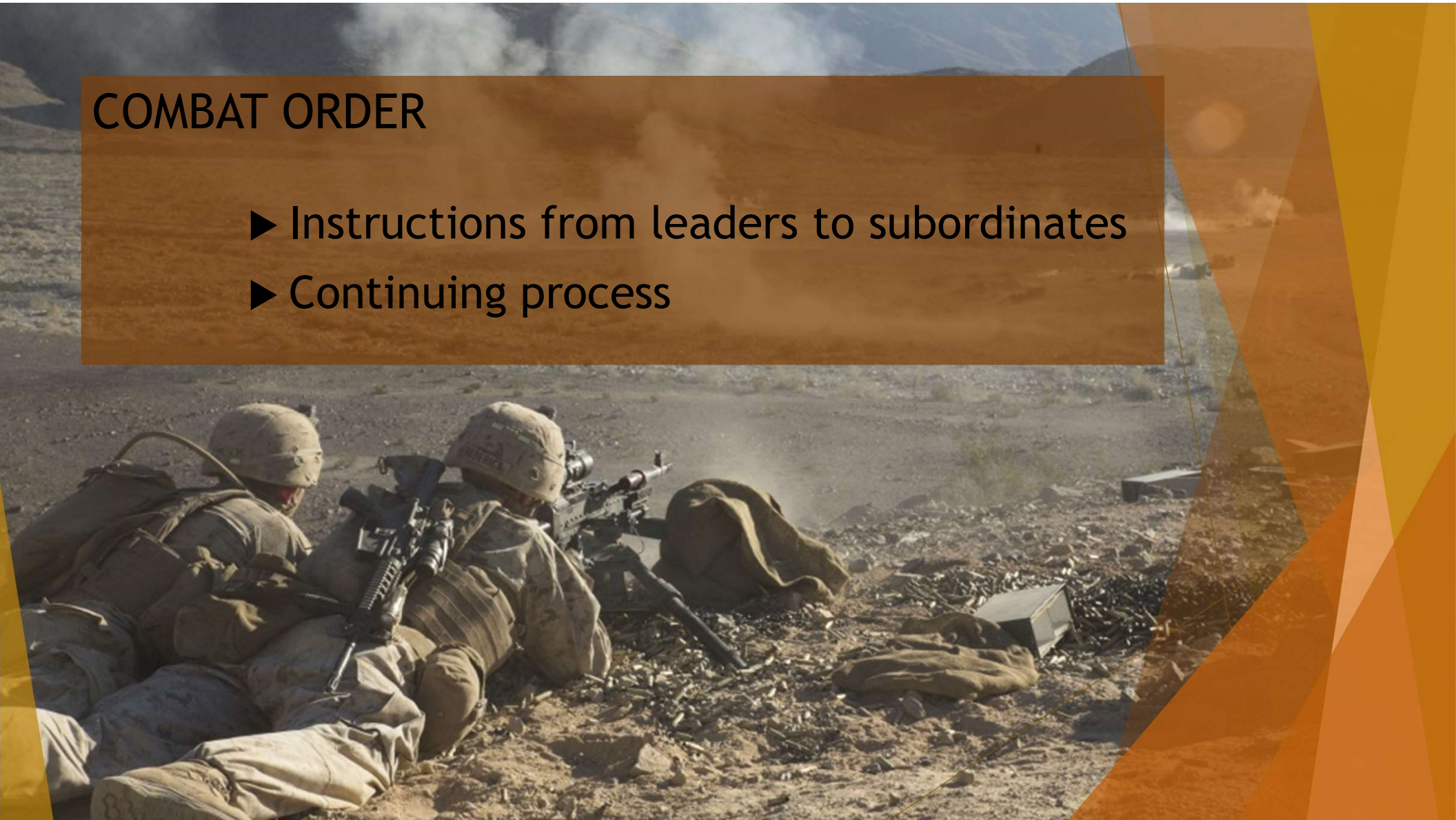
▶ Information

- ▶ Situation
- ▶ Mission
- ▶ General Instructions
- ▶ Specific Instructions



COMBAT ORDER

- ▶ Instructions from leaders to subordinates
- ▶ Continuing process



The background of the slide is a photograph of soldiers in a desert environment. One soldier is in the foreground, lying down, while others are visible in the background. The image is partially covered by a semi-transparent orange rectangle that contains the text. On the right side of the slide, there are several overlapping, semi-transparent orange and yellow geometric shapes, including triangles and polygons, creating a modern, abstract design.

BAMCIS

▶ Six troop leading steps

- ▶ Plans
- ▶ Executes mission

▶ A logical and orderly process

- ▶ Time
- ▶ Facilities
- ▶ Personnel

BAMCIS

- ▶ **B**egin planning
- ▶ **A**rrange for Reconnaissance and Coordination
- ▶ **M**ake Reconnaissance
- ▶ **C**omplete plan
- ▶ **I**ssue Order
- ▶ **S**upervise

FIVE-PARAGRAPH ORDER FORMAT



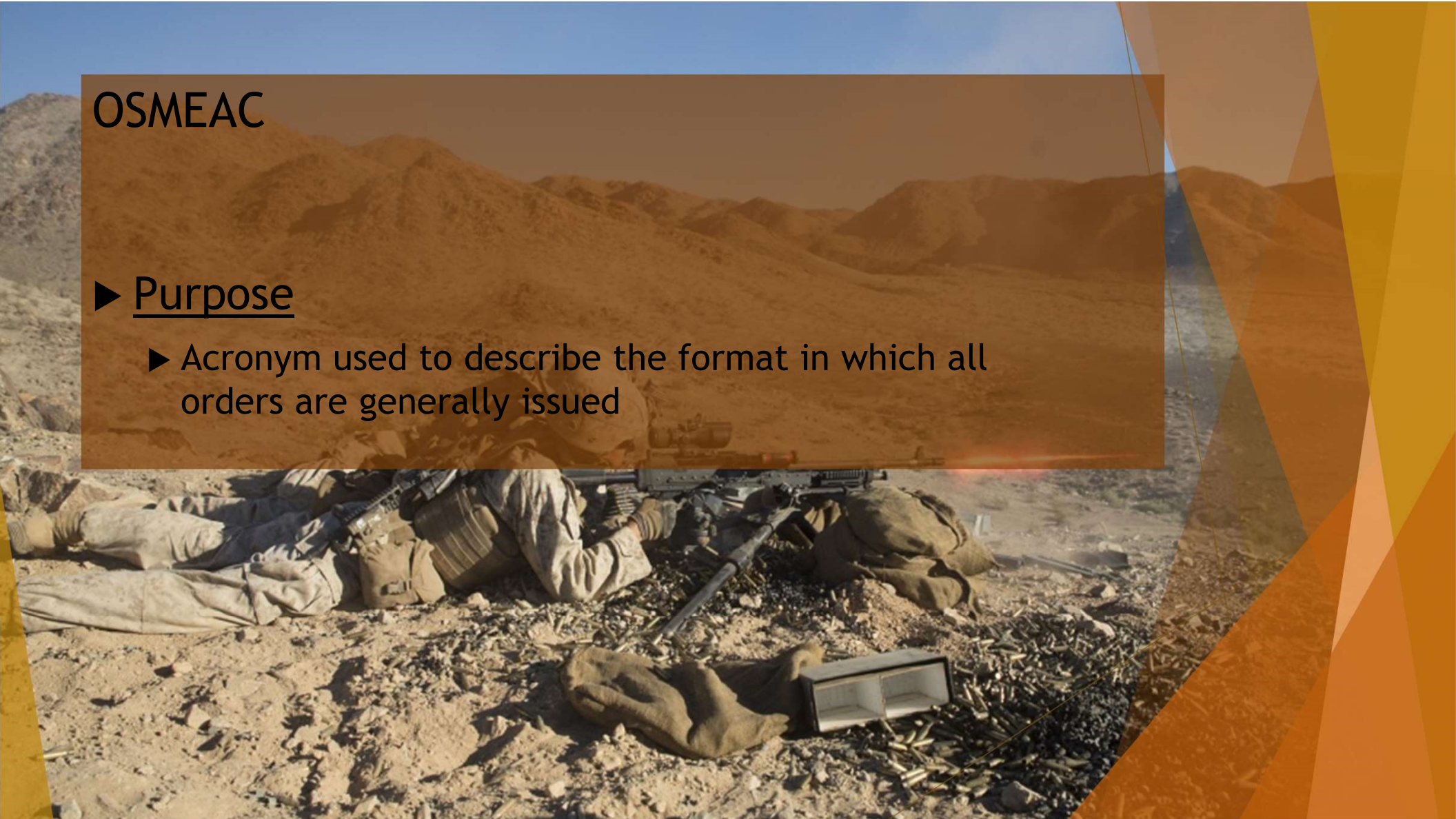
PURPOSE

- ▶ To issue an order in a clear and concise manner
- ▶ To provide information and specific instructions
- ▶ To convert the leader's plan into action

OSMEAC

► Purpose

- Acronym used to describe the format in which all orders are generally issued



OSMEAC

- ▶ **S**ituation
- ▶ **M**ission
- ▶ **E**xecution
- ▶ **A**dministration and Logistics
- ▶ **C**ommand and Signal

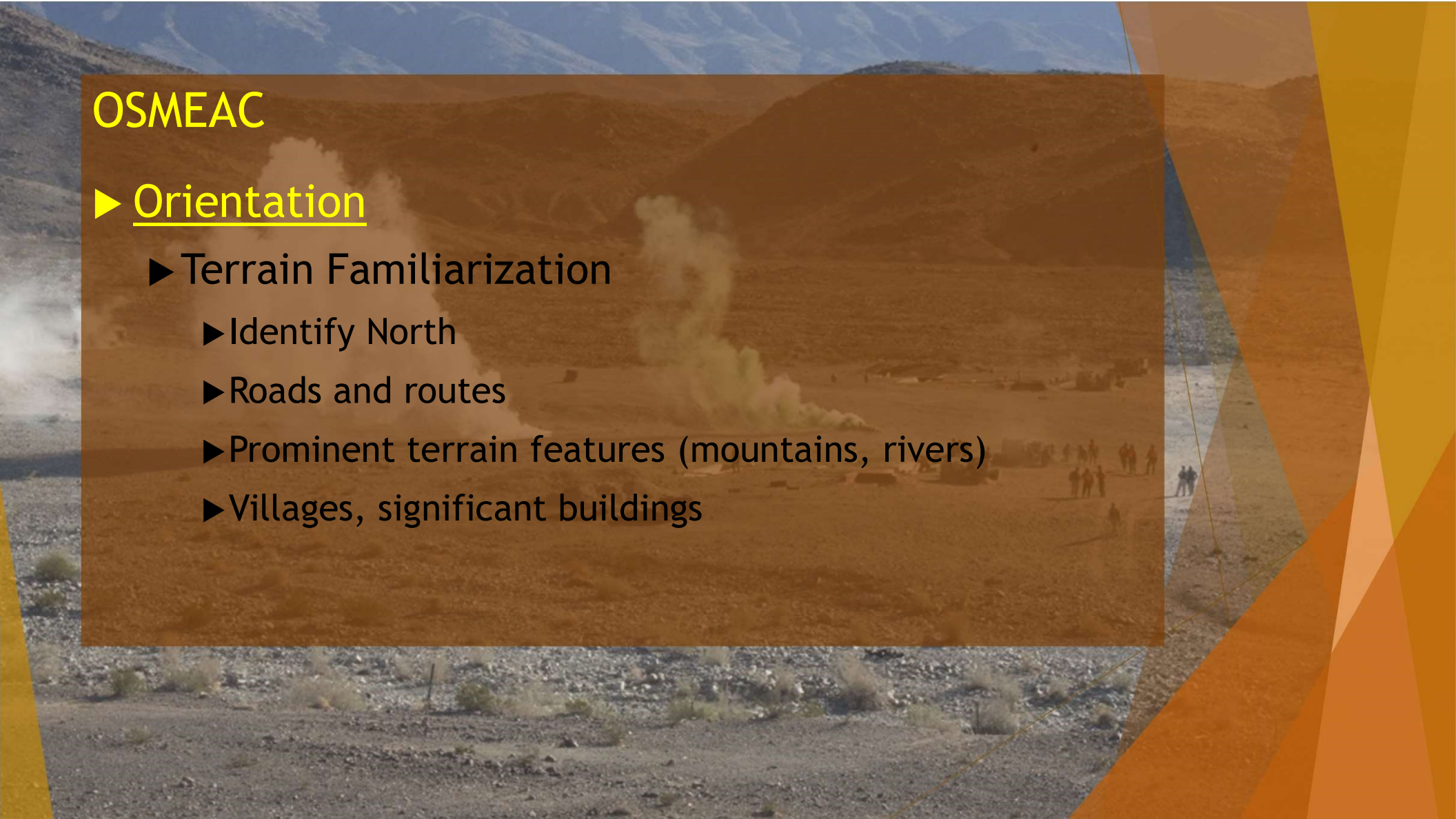


OSMEAC

► Orientation

► Terrain Familiarization

- Identify North
- Roads and routes
- Prominent terrain features (mountains, rivers)
- Villages, significant buildings



OSMEAC

► Situation

- Status of friendly and enemy forces
- It is divided into 3 sub-paragraphs
 - Enemy Forces
 - Friendly Forces
 - Attachments
and Detachments

SITUATION

▶ Enemy Forces

- ▶ Includes information pertaining to the enemy's:
 - ▶ Composition, disposition and strength

▶ **SALUTE** - acronym used to report enemy activity



SITUATION (SALUTE)

- ▶ Size
- ▶ Activity
- ▶ Location
- ▶ Unit
- ▶ Time
- ▶ Equipment

SALUTE EXERCISE

What would the SALUTE report say for this background?



SITUATION

► Enemy Force

► **DRAW-D**: acronym used to report enemy's capabilities and limitations

► **D**efend

► **R**einforce

► **A**ttack

► **W**ithdraw

► **D**elay



SITUATION

► Friendly Forces

- **HAS**: acronym used to remember essential information concerning Friendly Forces
 - Mission and location
 - **H**igher unit
 - **A**djacent units
 - **S**upporting units

SITUATION

▶ Attachments and Detachments

- ▶ General support
- ▶ Direct support
- ▶ Number of personnel
- ▶ How long will these elements be your concern?

OSMEAC

► Mission

- Clear and concise statement of the mission
- Should answer these 5 questions
 - WHO ?
 - WHAT ?
 - WHEN ?
 - WHERE ?
 - WHY ?

OSMEAC

► Execution

- Provides the HOW of the operation
- Gives the commanders intent
- Divided into 3 sub-paragraphs
 - Concept of Operations
 - Tasks
 - Coordinating Instructions



EXECUTION

▶ Concept of Operations

- ▶ Explanation of the tactical plan, (formations, route, type of attack)

▶ Tasks

- ▶ Mission statement

▶ Coordinating Instructions

- ▶ Specific instructions

OSMEAC

► Administration and Logistics

- Beans
 - Chow and water
- Bullets
 - Ammunition
- Band-aids
 - Medical considerations
- Bad guys
 - Handling of EPW's
- Batteries
 - Critical Equipment requires spare batteries

OSMEAC

► Command and Signal

- Signals - gives instruction for the operation
 - Frequencies and call signs
 - Pyrotechnics and other signals
 - Challenge and password
- Command - key element location
 - Chain of Command location
 - Corpsman
 - Other key elements



FRAGMENTATION ORDER



FRAGMENTATION ORDER

► Purpose

- Used when an uncontrollable circumstance or time doesn't allow full order
- Vital Information changes
 - Enemy situation

► Information

- 2 paragraphs from the BAMCIS format
 - Mission Statement (Who, What, Where, When, Why)
 - Execution Statement (How)



Operations Orders

